

Java version and installation

Java 1.7 or a later version has to be installed on your system. To check the Java installation from a terminal, type the command line:

```
java -version
```

You can download the latest JRE version from: <https://www.java.com/fr/download/>

How to install Topcat?

Go to the Topcat install web page <http://www.star.bris.ac.uk/~mbt/topcat/#install>

Download one of the two available files:

- topcat-full.jar (28.1M) - core facilities plus some optional extras
- topcat-lite.jar (21.5M) - core facilities

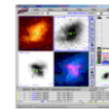
To start Topcat, from a terminal type the command line:

```
java -Xmx1024M -jar topcat-full.jar
```

The option `-Xmx` specifies the amount of memory to allocate (here, 1024Mo).





If you have trouble loading many tables, this is a quantity you can change!

How to install Aladin?



Download
Aladin Desktop
on your machine

Go to the Aladin web page (<http://aladin.u-strasbg.fr>) and click on
You will then see a page with the following choices:

 Aladin.exe	Windows 1) Download it on your desktop 2) That's all
 Aladin.dmg	Mac 1) Download it and open it 2) Copy aladin.app in your application folder 3) Check your security configuration
 Aladin.tar	Linux 1) Download it and untar it 2) Use aladin shell launcher
 Aladin.jnlp	WebStart (java installer) 1) Click on it 2) Follows the instructions...
Piece by piece: <ul style="list-style-type: none">• Aladin.jar: The software• Aladin: Unix shell script launcher• AladinSrc.jar: Source package (see GPL v3 licence)	

Download the **Aladin.jar** file available a little bit further down the page:

- Aladin.jar: The software
- Aladin: Unix shell script launcher
- AladinSrc.jar: Source package (see GPL v3 licence)

To start the Aladin.jar file from a terminal, type the command line:

```
java -Xmx1024m -jar Aladin.jar
```

The option `-Xmx` specifies the amount of memory to allocate (here, 1024Mo).

If you have trouble loading many images, this is a quantity you can change!

Alternatively, you can click on Aladin.jnlp. This will do the installation and launch the .jar file for you. This way is also independent of the operating system you are using, but it lacks the possibility to choose the amount of memory allocated.